



The station showcases an all-female scheme with a mural by Peace of Art, colourful gates by metal worker Mary Reynolds and a digital illustrative piece on a shipping container by Anna Higgle. These sit alongside the infamous 'Portrait of the Community' by Bill Guilding depicting thirty life-size figures waiting for a train.




The five large scale murals represent the core values of Community Rail, promote sustainable and healthy travel while celebrating the local, diverse community. These were painted by Silent Hobo, Rob & Sophie Wheeler of Graft, Dave Bain, Zoe Power, Peace of Art and Anna Higgle.




The station showcases an all-female scheme with a mural by Peace of Art, colourful gates by metal worker Mary Reynolds and a digital illustrative piece on a shipping container by Anna Higgle. These sit alongside the infamous 'Portrait of the Community' by Bill Guilding depicting thirty life-size figures waiting for a train.




The five large scale murals represent the core values of Community Rail, promote sustainable and healthy travel while celebrating the local, diverse community. These were painted by Silent Hobo, Rob & Sophie Wheeler of Graft, Dave Bain, Zoe Power, Peace of Art and Anna Higgle.




The station showcases an all-female scheme with a mural by Peace of Art, colourful gates by metal worker Mary Reynolds and a digital illustrative piece on a shipping container by Anna Higgle. These sit alongside the infamous 'Portrait of the Community' by Bill Guilding depicting thirty life-size figures waiting for a train.



The five large scale murals represent the core values of Community Rail, promote sustainable and healthy travel while celebrating the local, diverse community. These were painted by Silent Hobo, Rob & Sophie Wheeler of Graft, Dave Bain, Zoe Power, Peace of Art and Anna Higgle.



The station showcases an all-female scheme with a mural by Peace of Art, colourful gates by metal worker Mary Reynolds and a digital illustrative piece on a shipping container by Anna Higgle. These sit alongside the infamous 'Portrait of the Community' by Bill Guilding depicting thirty life-size figures waiting for a train.



The five large scale murals represent the core values of Community Rail, promote sustainable and healthy travel while celebrating the local, diverse community. These were painted by Silent Hobo, Rob & Sophie Wheeler of Graft, Dave Bain, Zoe Power, Peace of Art and Anna Higgle.



The station showcases an all-female scheme with a mural by Peace of Art, colourful gates by metal worker Mary Reynolds and a digital illustrative piece on a shipping container by Anna Higgle. These sit alongside the infamous 'Portrait of the Community' by Bill Guilding depicting thirty life-size figures waiting for a train.



The five large scale murals represent the core values of Community Rail, promote sustainable and healthy travel while celebrating the local, diverse community. These were painted by Silent Hobo, Rob & Sophie Wheeler of Graft, Dave Bain, Zoe Power, Peace of Art and Anna Higgle.



The station showcases an all-female scheme with a mural by Peace of Art, colourful gates by metal worker Mary Reynolds and a digital illustrative piece on a shipping container by Anna Higgle. These sit alongside the infamous 'Portrait of the Community' by Bill Guilding depicting thirty life-size figures waiting for a train.



The five large scale murals represent the core values of Community Rail, promote sustainable and healthy travel while celebrating the local, diverse community. These were painted by Silent Hobo, Rob & Sophie Wheeler of Graft, Dave Bain, Zoe Power, Peace of Art and Anna Higgle.



The station showcases an all-female scheme with a mural by Peace of Art, colourful gates by metal worker Mary Reynolds and a digital illustrative piece on a shipping container by Anna Higgle. These sit alongside the infamous 'Portrait of the Community' by Bill Guilding depicting thirty life-size figures waiting for a train.



The five large scale murals represent the core values of Community Rail, promote sustainable and healthy travel while celebrating the local, diverse community. These were painted by Silent Hobo, Rob & Sophie Wheeler of Graft, Dave Bain, Zoe Power, Peace of Art and Anna Higgle.




The station showcases an all-female scheme with a mural by Peace of Art, colourful gates by metal worker Mary Reynolds and a digital illustrative piece on a shipping container by Anna Higgle. These sit alongside the infamous 'Portrait of the Community' by Bill Guilding depicting thirty life-size figures waiting for a train.



The five large scale murals represent the core values of Community Rail, promote sustainable and healthy travel while celebrating the local, diverse community. These were painted by Silent Hobo, Rob & Sophie Wheeler of Graft, Dave Bain, Zoe Power, Peace of Art and Anna Higgle.

1 Stapleton Road




The station showcases an all-female scheme with a mural by Peace of Art, colourful gates by metal worker Mary Reynolds and a digital illustrative piece on a shipping container by Anna Higgle. These sit alongside the infamous 'Portrait of the Community' by Bill Guilding depicting thirty life-size figures waiting for a train.

2 Fox Park Viaduct



The five large scale murals represent the core values of Community Rail, promote sustainable and healthy travel while celebrating the local, diverse community. These were painted by Silent Hobo, Rob & Sophie Wheeler of Graft, Dave Bain, Zoe Power, Peace of Art and Anna Higgle.

3 Montpelier



All station murals completed by Silent Hobo, celebrating the local wildlife and landscape of Montpelier, with vibrant and colourful scenes and positive messaging.

4 Redland



Mural under the Lovers' Walk by Zoe Power & Dave Bain. Working with student's from Cotham Garden's Primary School to share the things they love about the local area, the artists created a brightly coloured collage which was then hand painted on the station platform.

5 Sea Mills



Sea Mills Pattern, created and painted by Sophie & Rob Wheeler of Graft with support from local residents and Sea Mills 100, recognising the 100th anniversary of the estate. The pattern and colours are inspired by the décor of the housing at the time of the estate opening.

6 Avonmouth



Series of photographs from City to Seaside school photography project (various students). The groups explored the Severn Beach Line with cameras while learning new photography editing skills. Spray painted mural on lower half of wall by Sophie & Rob Wheeler of Graft, patterns and colours inspired by the local architecture and depicting birds found in the Severn Estuary.

7 Bedminster



Displayed on the entrance to the station, you can see detailed murals by artist Bill Guilding, one depicting Windmill Hill, the other depicting Victoria Park, in Bristol. On the other side of the entrance sits the impressive painting of the Great Western Caerphilly Castle 4073 by Scott Walker.

8 Nailsea & Backwell



Four posters created by local artists and schools, depicting a mix of illustration, photography and painting on the theme of landscape. Artists are Greg Derrick, Joseph Bougourd, students from Backwell School and students from Nailsea School.

ALL ABOARD the Arts Trail by Rail

Visit community creations on the local network.



Severnside Community Rail Partnership

Severnside Community Rail Partnership exist to help local people get the most from their railways.

We celebrate the diverse communities surrounding the stations on our network through vibrant artworks. Explore magnificent murals and community creations using this Art Trail by Rail map. By working closely with local groups, each artwork is representative of and cherished by the community it belongs to.

Severnside Community Rail Partnership

SCAN HERE to download this map and to find out about any new artworks



10 Weston-super-Mare

Shipping container spray painted mural by Damien Jeffery, celebrating the heritage of the station and the local wildlife around the Strawberry Line cycle path. Welcoming visitors to the station and highlighting the cycle hire and café on site.



Yatton



A horticultural installation created by Andy Jacobs & supported by Culture Weston and inspired by light houses. The brightly coloured structure incorporates herb planters, artwork and solar panels, welcoming station visitors thorough the day and night.

11 Filton Abbey Wood



'Pioneers of the Railway' portraits by Valentina Paz Huxley. These vibrant works celebrate individuals from under-represented backgrounds who have strived for progress and made a difference on the railways.

12 Patchway



Photographs depicting hands using British Sign Language to spell out 'Together We Are Stronger' and 'The Future is in Our Hands'. Created by artist, Katie Hanning and photographer, George Dawes with support from members of Patchway Memory Café.

13 Keynsham




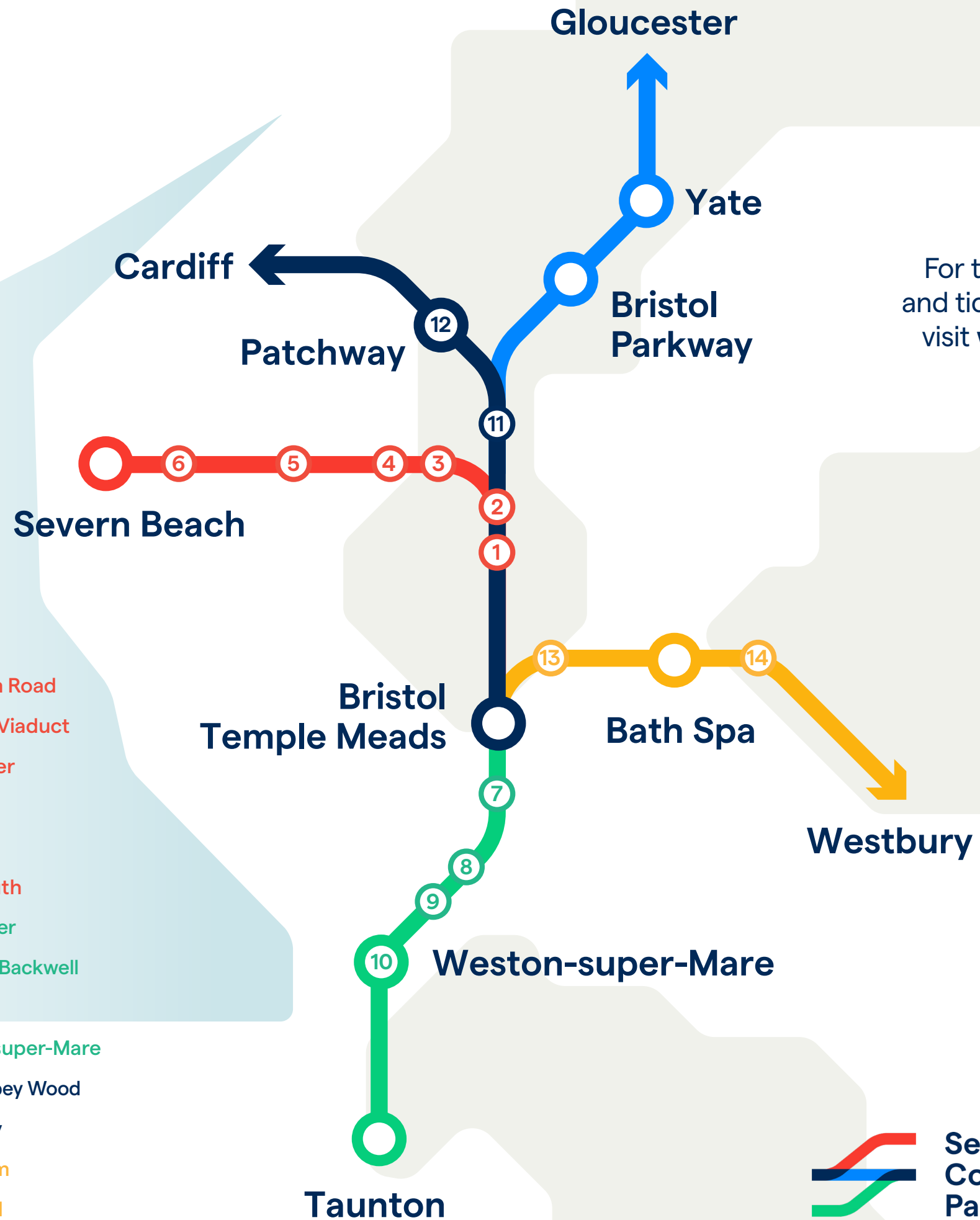
Metal Bugs and flowers created by designer and fabricator, Beck Prior of Priormade. The bugs and flowers were painted with the help of young people from Time Out Youth Club in Keynsham. Platform 1 has a rolling photography exhibition 'representing Keynsham by Keynsham' organised by the local Town Council.

14 Freshford



Created by Emma Douglas, this artwork is part of series memorialising the artist's son, Cato, with each board representing a year of his life, with the colours of the squares reflecting the day's activities. It has been a much-loved part of the station since 2016.

- ① Stapleton Road
- ② Fox Park Viaduct
- ③ Montpelier
- ④ Redland
- ⑤ Sea Mills
- ⑥ Avonmouth
- ⑦ Bedminster
- ⑧ Nailsea & Backwell
- ⑨ Yatton
- ⑩ Weston-super-Mare
- ⑪ Filton Abbey Wood
- ⑫ Patchway
- ⑬ Keynsham
- ⑭ Freshford



For timetables, fares and ticket information visit www.GWR.com

 **Severnside
Community Rail
Partnership**